

# Using Your Percent Sense

---

1. These are 30% of the petals from a flower.



(a) Show how the flower might have looked with 100% of its petals.

(b) What percentage of the flower is one petal?

---

2. This is 150% of a rectangle.

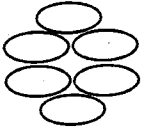


(a) Shade 50% of that rectangle.

(b) Explain why the unshaded part is 100% of that rectangle.

---

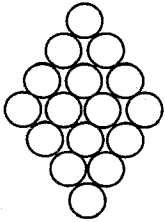
3. This is 120% of a smaller figure.



a. Draw 20% of the smaller figure.

\_\_\_\_\_

4. This is 160% of a smaller figure.

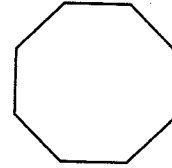


a. Draw 10% of the smaller figure.

b. Shade 100% of the smaller figure.

-----

5. This is 160% of a smaller figure.



Shade the smaller figure.

-----